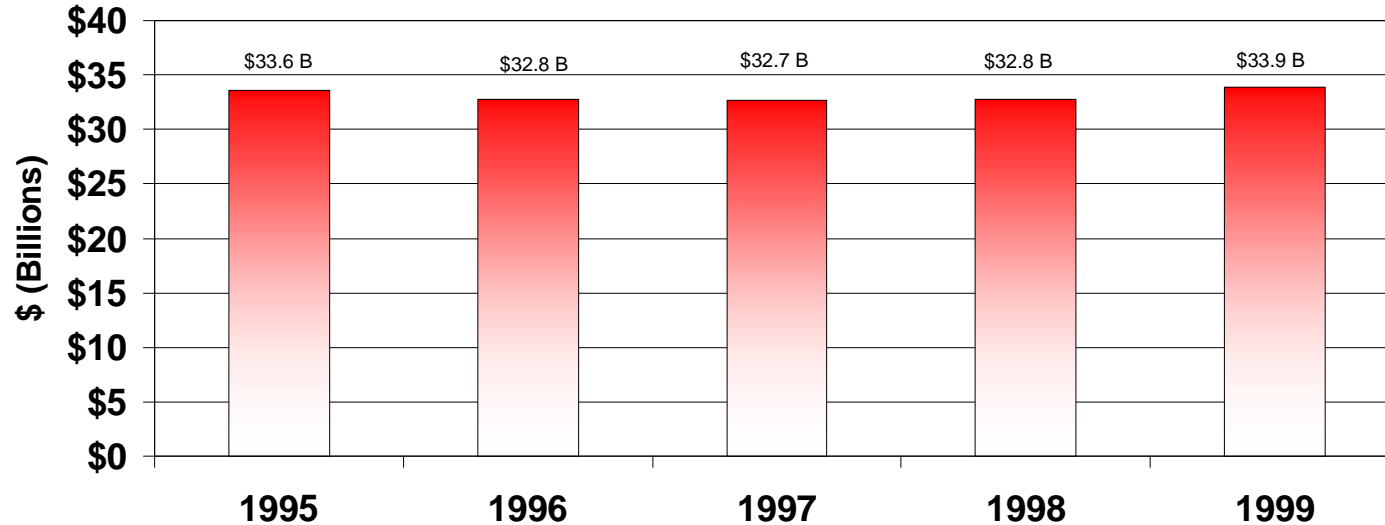


Total Operating Expenses for All California Hospitals Fiscal Years 1995 - 1999

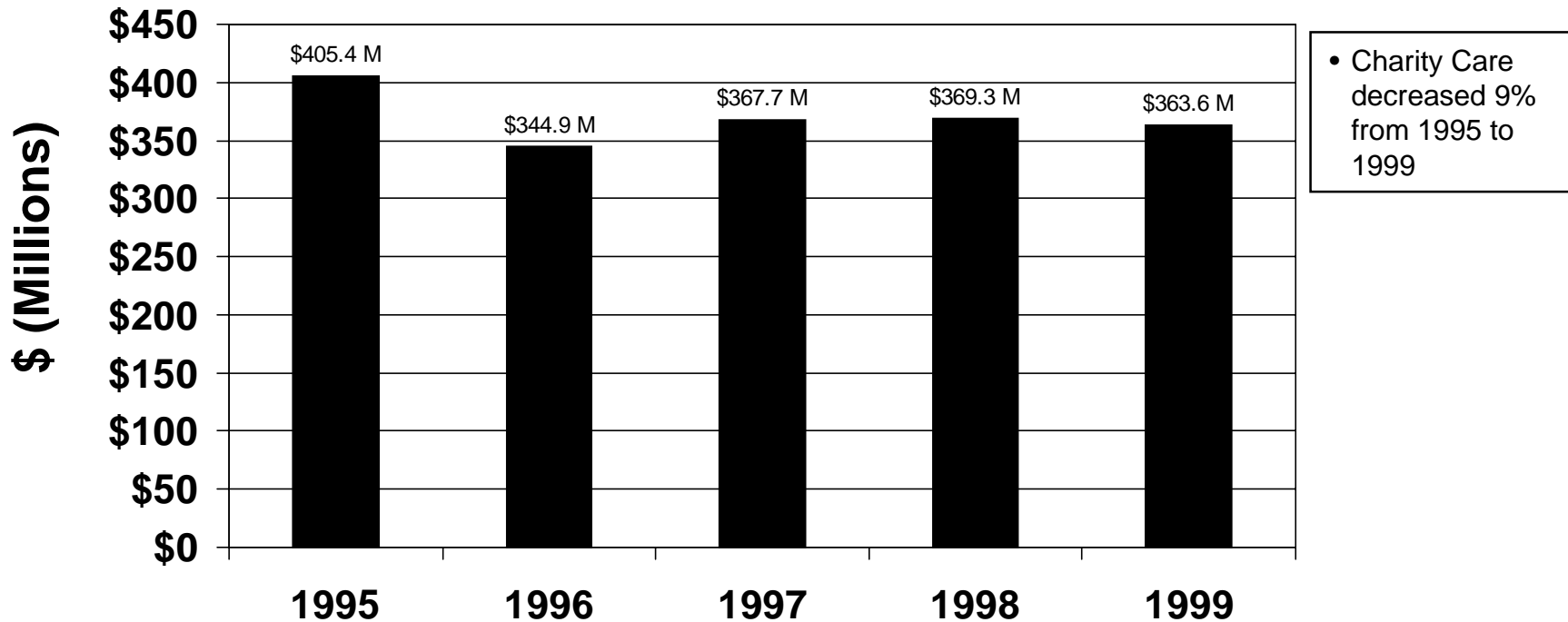


Source: Office of Statewide Health Planning and Development Annual Disclosure Reports.

Adjusted by the California Medical Consumer Price Index, California Department of Industrial Relations. Amounts represented are in 1999 dollars.

Facilities included are any licensed hospital which operated during 1995 through 1999 with the exception of Kaiser because they are not required to report individual facility financial data to OSHPD.

Total Charity Care in Cost for All California Hospitals Fiscal Years 1995 - 1999

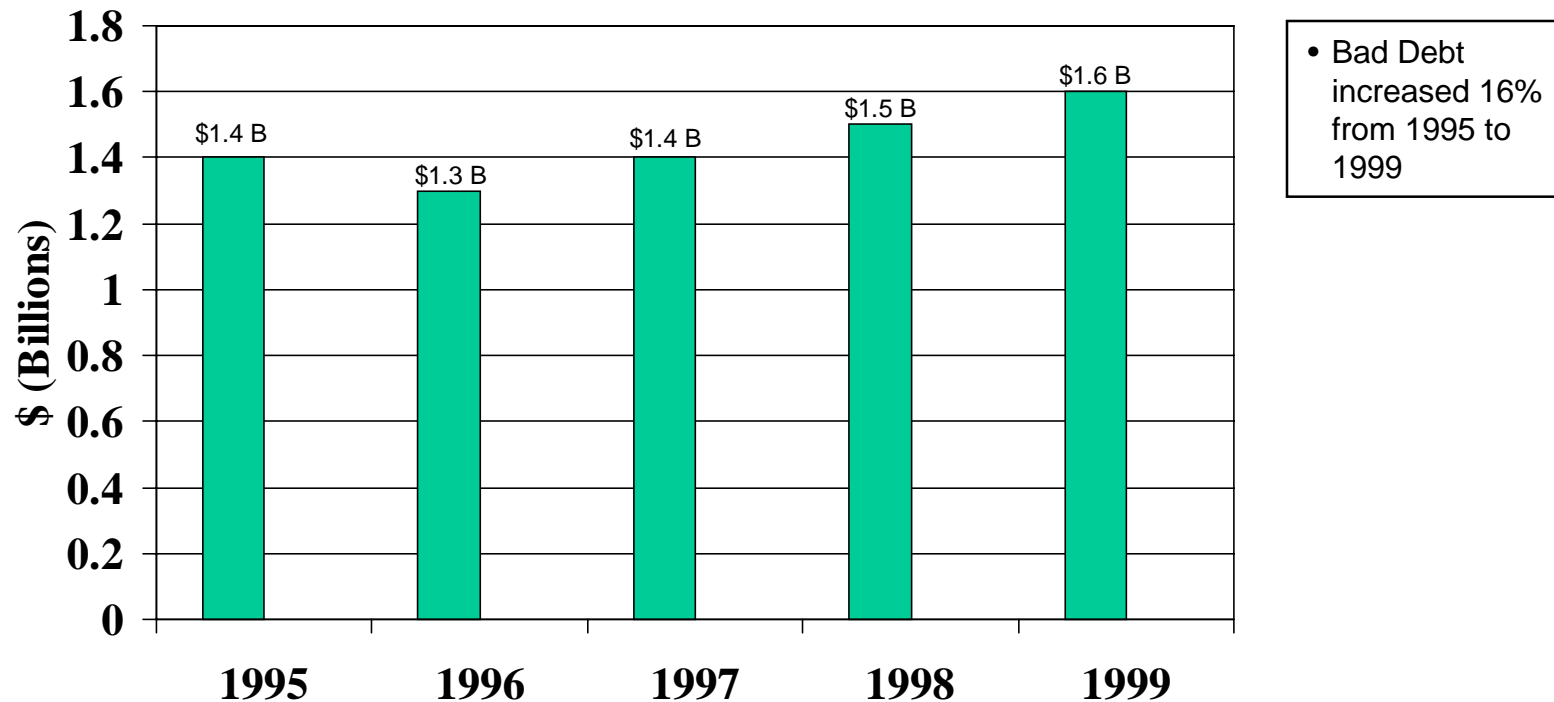


Source: Office of Statewide Health Planning and Development Annual Disclosure Reports.

Adjusted by the California Medical Consumer Price Index, California Department of Industrial Relations. Amounts represented are in 1999 dollars. Cost was determined using a cost-to-charge ratio of $(Total\ Operating\ Expenses - Other\ Operating\ Revenue / Gross\ Patient\ Revenue)$.

Facilities included are any licensed hospital which operated during 1995 through 1999 with the exception of Kaiser because they are not required to report individual facility financial data to OSHPD.

Total Bad Debt for All California Hospitals Fiscal Years 1995 - 1999

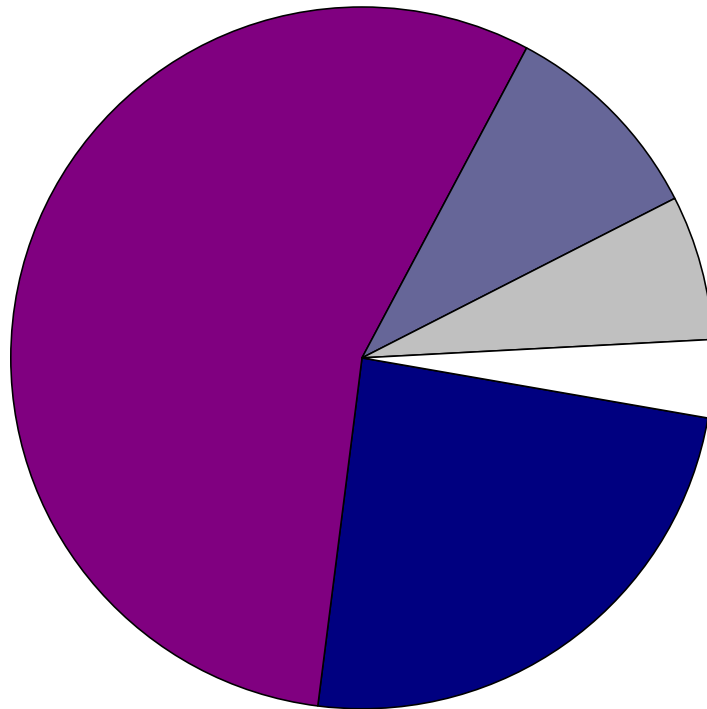


Source: Office of Statewide Health Planning and Development Annual Disclosure Reports.

Adjusted by the California Medical Consumer Price Index, California Department of Industrial Relations. Amounts represented are in 1999 dollars.

Facilities included are any licensed hospital which operated during 1995 through 1999 with the exception of Kaiser because they are not required to report individual facility financial data to OSHPD.

Average Percentage of Charity Care Compared to Total Operating Expenses for All Hospitals From 1995 - 1999



	# of Hospitals	Charity Care Ratio
■	132	0.0%
■	307	0.01% - 1.00%
■	52	1.01% - 2.00%
■	37	2.01% - 5.00%
■	20	5.01% - Above

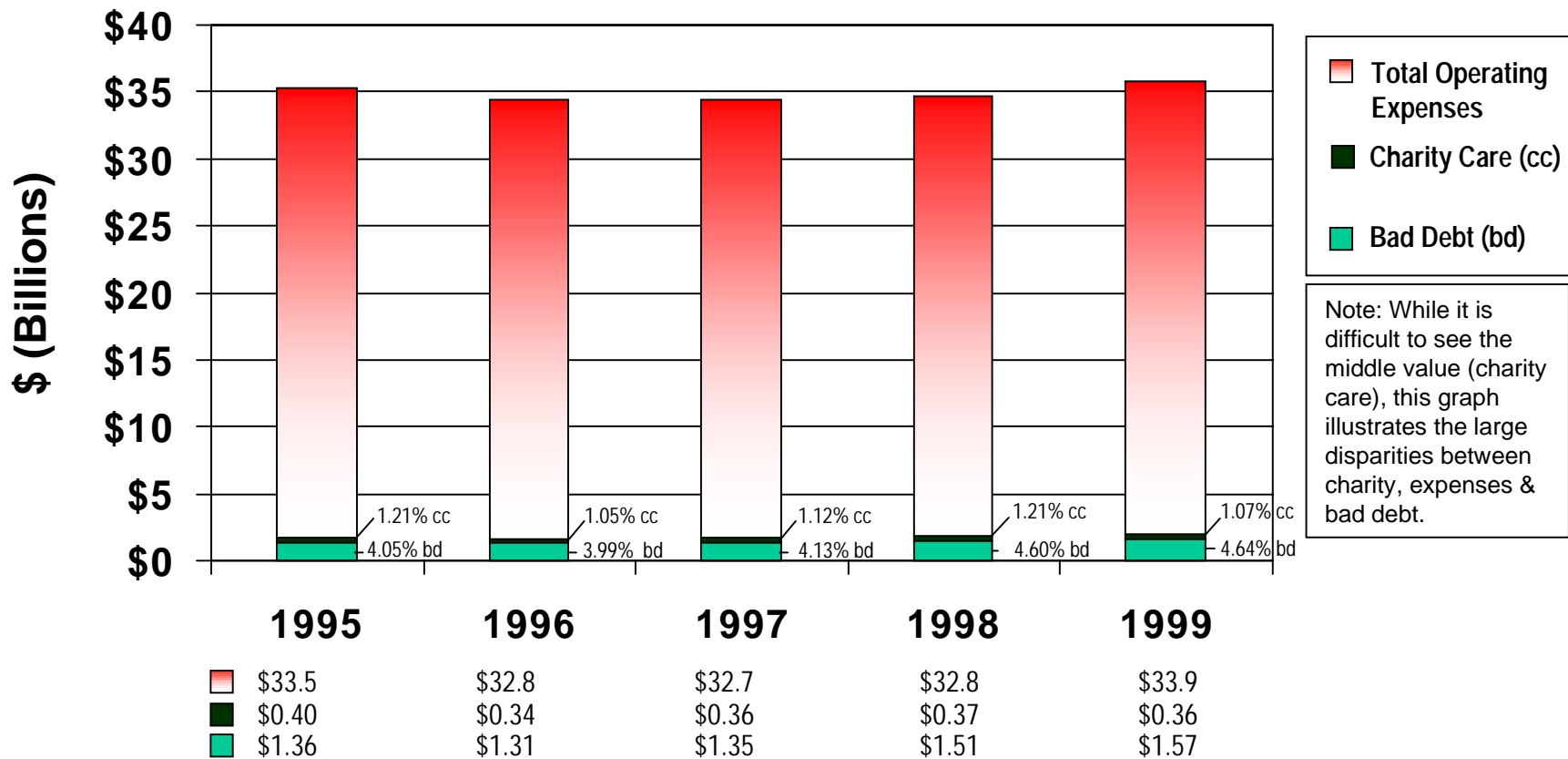
Note: Eighty percent (439) of California hospitals had an average charity care ratio of 1% or less for FY 1995 through FY 1999.

Source: Office of Statewide Health Planning and Development Annual Disclosure Reports.

Adjusted by the California Medical Consumer Price Index, California Department of Industrial Relations. Amounts represented are in 1999 dollars. Charity care cost was determined using a cost-to-charge ratio of $(Total\ Operating\ Expenses - Other\ Operating\ Revenue / Gross\ Patient\ Revenue)$.

Facilities included are any licensed hospital which operated during 1995 through 1999 with the exception of Kaiser because they are not required to report individual facility financial data to OSHPD.

How Charity Care, Bad Debt and Total Operating Expenses Compare for All Hospitals From 1995 - 1999



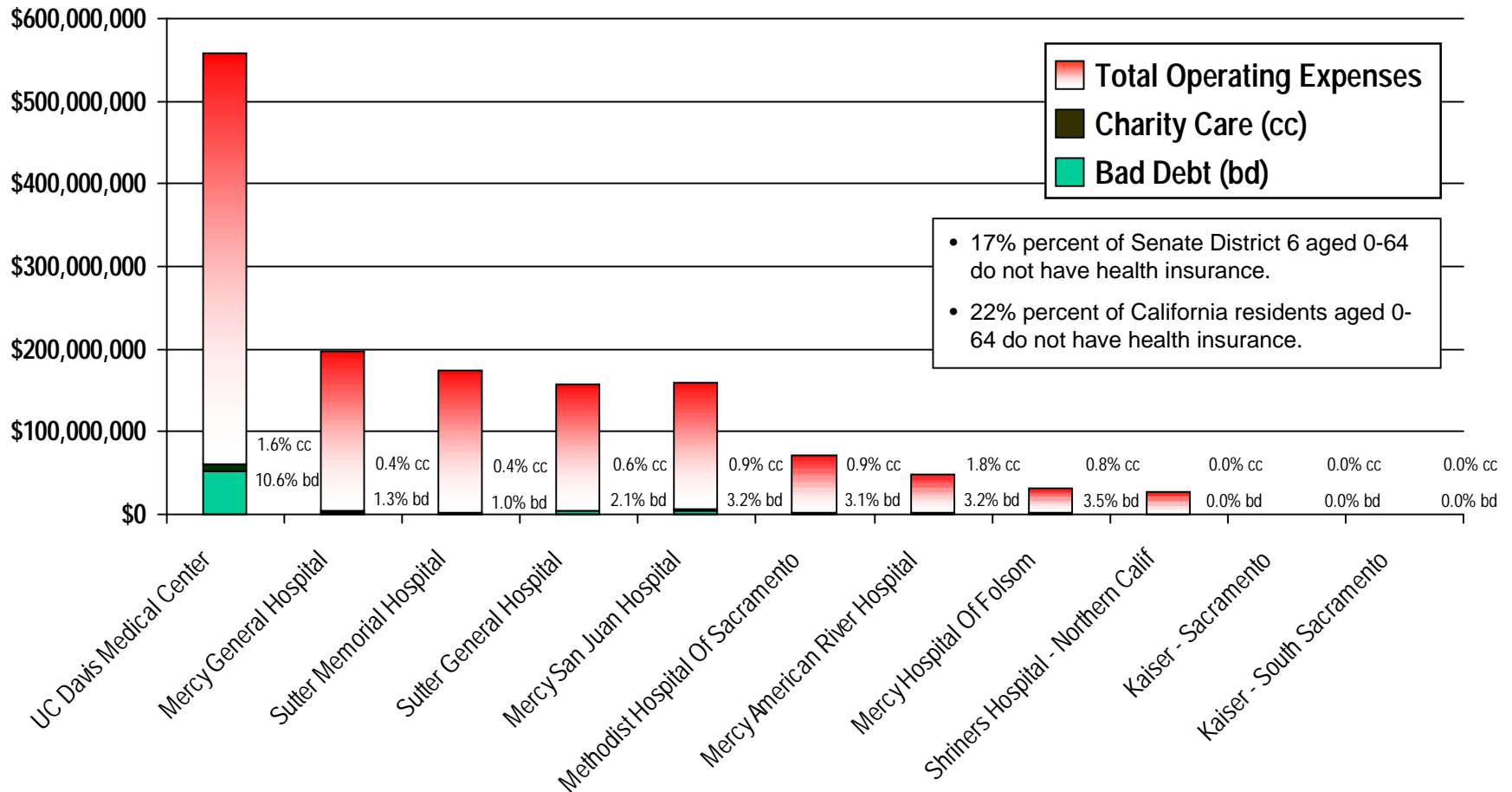
Source: Office of Statewide Health Planning and Development Annual Disclosure Reports.

All amounts adjusted by the California Medical Consumer Price Index, California Department of Industrial Relations. Amounts represented are in 1999 dollars. Charity Care in cost was determined using a cost-to-charge ratio of $(Total\ Operating\ Expenses - Other\ Operating\ Revenue / Gross\ Patient\ Revenue)$.

Facilities included are any licensed hospital which operated during 1995 through 1999 with the exception of Kaiser because they are not required to report individual facility financial data to OSHPD.

Senate District 6

Individual Hospital Comparison of Average Charity Care and Bad Debt to Total Operating Expenses



Source: Office of Statewide Health Planning and Development Annual Disclosure Reports for fiscal years 1995 - 1999. The average total amount of charity care was calculated in cost using a cost-to-charge ratio of $(Total Operating Expenses - Other Operating Revenue / Gross Patient Revenue)$. All amounts were adjusted by the California Medical Consumer Price Index, California Department of Industrial Relations.

Facilities included are hospitals addressed by SB 1394, those licensed under California Health and Safety Code Section 1250 (a), (b) or (f). Kaiser hospitals do not report financial information by individual facility.